

# Type specimens of fossil “Architectibranchia” and Cephalaspidea (Mollusca, Heterobranchia) in the Academy of Natural Sciences of Philadelphia

Carlo M. Cunha<sup>1,2,3</sup>, Rodrigo B. Salvador<sup>4,5</sup>

1 Universidade Metropolitana de Santos, Ave. Conselheiro Nébias 536, 11045-002, Santos, SP, Brazil

2 Academy of Natural Sciences of Philadelphia, Drexel University, 1900 Benjamin Franklin Parkway, Philadelphia, PA 19103, USA

3 CAPES – Foundation, Ministry of Education of Brazil, Brasília/DF 70040-020, Brazil

4 Staatliches Museum für Naturkunde Stuttgart, Rosenstein 1, 70191, Stuttgart, Germany

5 Museum of New Zealand Te Papa Tongarewa, 169 Tory Street, 6011, Wellington, New Zealand

<http://zoobank.org/09EC3F78-C68C-4F9C-A76D-008DDAE13B3E>

Corresponding author: Carlo M. Cunha (carlomagenta@gmail.com)

## Abstract

Received 12 June 2018  
Accepted 29 August 2018  
Published 22 November 2018

Academic editor:  
Matthias Glaubrecht

## Key Words

Cenozoic  
Cretaceous  
type specimens

The type specimens of fossil “Architectibranchia” and Cephalaspidea (Mollusca: Heterobranchia) deposited in the Academy of Natural Sciences of Philadelphia, USA, are listed herein. The collection includes types of circa 60 species, from the families: Acteonellidae, Acteonidae, Bullidae, Cylichnidae, Haminoeidae, Philinidae, Retusidae, Rhizoridae, Ringiculidae and Scaphandridae. The catalogue is presented in systematic order, with information on the original description, type locality, type stratum and age, catalog number in the collection, and current taxonomic status. Further taxonomic notes are offered when pertinent. Several species are illustrated here for first time. The new combinations *Roxania hornii* (Gabb, 1864) and *Volvulella minutissima* (Gabb, 1860) are proposed. Some species that have previously been assigned to Acteonidae are revised here, resulting in the following new combinations: *Odostomia milium* (Lea, 1846), *Chrysallida sculpta* (Lea, 1846) and *Pyrgulina angulata* (Lea, 1846). The list of taxa is also presented in other arrangements (alphabetically by specific epithets and by authorship and date) to facilitate locating information.

## Introduction

The collection of fossil mollusks in the Academy of Natural Sciences of Philadelphia (ANSP; Philadelphia, PA, USA) houses about 80,000 lots, mostly of gastropods. Despite containing fossils from diverse localities worldwide, most stems from the Mesozoic and Cenozoic eras of the USA. The collection counts with original material (including type specimens) of several 19<sup>th</sup> and early 20<sup>th</sup> century paleontologists, such as Timothy A. Conrad, William M. Gabb, Henry C. Lea, Isaac Lea and Henry A. Pilsbry.

It is an international consensus that all museums should publish inventories of their type specimens. Since many invertebrate species have convoluted taxonomic histories often with inadequate descriptions and illustrations (or no

illustration at all), and little modern taxonomic analysis, it is deemed that such catalogues will benefit or prompt future studies.

Some catalogues have been published regarding the Recent mollusks of the ANSP collection, focusing on specific authors or families (Borrero and Rosenberg 2015, Callomon 2015, Snyder and Callomon 2015), and the entire collection is presently searchable online. A catalogue of the ANSP invertebrate fossil types was published by Richards (1968), as well as more specific ones dealing with type specimens of a single author (e.g., Moore 1962, for Conrad’s types) or a restricted period (e.g., Johnson 1905, for the Cretaceous). These catalogues sometimes fail to cite the type specimens of some species, might present conflicting information, and, due to their broad scope, offer very

little extra information on the species' taxonomy. Therefore, we present here an annotated catalogue of the fossil "Architectibranchia" and Cephalaspidea gastropod types housed in the ANSP Invertebrate Paleontology collection. When necessary, new combinations are proposed. Moreover, some species that have previously been assigned to Acteonidae are revised, resulting in new combinations.

## Material and methods

The present catalogue offers information on the original description of each species, the ANSP catalog number for the type material lots, type locality and stratum, age and current taxonomical status (following the most recent revisions, where they exist). At least one type specimen (holotype, lectotype or syntype) of each nominal species is figured here, with further type specimens figured only when they add information. Several species are figured here for the first time.

The type catalogue is arranged in three ways to facilitate locating information: (1) by current systematic position (with additional information and comments and, when necessary, proposed new combinations); (2) alphabetically by specific epithet; (3) by authorship and date of the nominal species.

Some species whose types are housed in the ANSP collection were originally classified in Architectibranchia or Cephalaspidea, but clearly do not belong to them. They are listed further below and, as some of them have never received a taxonomical reassessment, they are reclassified here.

The classification used here follows Bouchet et al. (2005, 2017), complemented (when available) by taxonomic revisions that deal specifically with the fossil taxa. The taxa represented in the ANSP collection are: Architectibranchia (Acteonellidae, Acteonidae, Ringiculidae) and Cephalaspidea (Bullidae, Cylichnidae, Haminoeidae, Philinidae, Retusidae, Rhizoridae, Scaphandridae).

Type localities and strata are provided as precisely as possible and when the original descriptions were not very precise, we added information from previous authors, specimens labels, or our own research (new information is always clearly indicated as such). Moreover, some locality and formation names were updated to conform to current conventions; the original names are also indicated. Likewise, the age of the strata are given with as much resolution as possible. However, several localities have not been studied in detail since then; in these cases, a coarser age span (e.g., period) is indicated.

Previous catalogues and species lists (e.g., Palmer 1937, Moore 1962, Richards 1968) often refer to the type specimens in different manners, without discussing the reasoning behind their choice. Herein, we indicated these previous assessments in quotation marks. One issue can be generalized here, though, regarding the use of the word "holotype" by previous catalogues when confronted by a single specimen in the collection. This practice is erroneous and all the original specimens are considered syntypes (even if there is only a single one) herein, unless ex-

plicitely indicated on the original description that a single specimen was available (in which case, it is a holotype).

Unfortunately, some of the types supposedly housed in the ANSP collection could not be found in the present study and are thus considered lost. They are: *Acteon costellatus* Conrad, 1833; *Acteon modicellus* Conrad, 1860; *Bulla mortoni* Forbes, 1845 and *Retusa sulcata fossilis* Pilsbry, 1922.

## Systematic list of taxa

### List of taxa by systematic arrangement

#### Heterobranchia

##### Superfamily Acteonoidea d'Orbigny, 1843

##### Family Acteonidae d'Orbigny, 1843

##### Genus *Acteocina* Gray, 1847

##### *Acteocina cederstromi* Richards, 1947

Figure 1A–B

*Acteocina cederstromi* Richards, 1947: 34, pl. 11, fig. 9.

**Type locality.** Bacons Castle, Virginia, depth 115 ft. (ca. 35 m); stratum: Yorktown Formation; age: Late Miocene to Middle Pliocene.

**Type material.** Holotype, ANSP IP16771 (as "type" in Richards 1968: 113).

**Current taxonomic status.** *Acteocina candei* (d'Orbigny, 1841) (Campbell 1993).

##### *Acteocina chowanensis* Richards, 1947

Figure 1C–D

*Acteocina chowanensis* Richards, 1947: 34, pl. 11, fig. 10.

**Type locality.** Edenton, well 11 (as "well 3" in original description), depth 46–58 ft. (ca. 14–17.5 m), U. S. Marine Base, North Carolina, USA; stratum: Chowan River Formation; age: Pliocene.

**Type material.** Holotype, ANSP IP16754 (as "type" in Richards 1968: 113).


**Current taxonomic status.** *Acteocina canaliculata* (Say, 1826) (Mikkelsen and Mikkelsen 1984).

##### *Acteocina crassiplica* (Conrad, 1848)

Figure 1E–F

*Bulla crassiplica* Conrad, 1848a: 282.

**Type locality.** Dr. Smith's plantation, 6 miles northeast of Vicksburg, Warren County, Mississippi, USA; stratum: Vicksburg Group; age: Oligocene.



**Figure 1.** Types. A–B. Holotype of *Acteocina cederstromi*, H 4.0 mm, ANSP IP16771. C–D. Holotype of *Acteocina chowanensis*, H 3.8 mm, ANSP IP16754. E–F. Lectotype of *Acteocina crassiplica*, H 6.0 mm, ANSP IP13412. G–H. Paratype of *Acteocina kirkwoodiana*, H 5.0 mm, ANSP IP15935. I–J. Holotype of *Acteocina puruha*, H 7.6 mm, ANSP IP13684. K–L. Holotype of *Acteocina subbullata*, H 9.9 mm, ANSP IP3193. M–N. Syntype of *Acteocina weatherlli*, H 4.6 mm, ANSP IP14431. O–P. Syntype of *Acteon biplicatus*, H 17.2 mm, ANSP IP19466; also, syntype of *A. gabbana*. Q–R. Syntype of *Acteon cretacea*, H 19.1 mm, ANSP IP18778. S. Holotype of *Acteon elegans*, H 6.0 mm, ANSP IP6011. T–U. Syntype of *Acteon forbesiana*, H 9.2 mm, ANSP IP18777.



**Type material.** Lectotype, ANSP IP13412 (designation in Moore 1962: 51, Richards 1968: 119, MacNeil and Dockery 1984: 240); paralectotypes, ANSP 13413, 6 shells (as "paratype" in Richards 1968: 119, MacNeil and Dockery 1984: 240).

**Current taxonomic status.** *Acteocina crassiplica* (Conrad, 1848) (MacNeil and Dockery 1984).

***Acteocina kirkwoodiana* Richards & Harbison, 1944**

Figure 1G–H

*Acteocina kirkwoodiana* Richards & Harbison, 1944: 9, figs 1, 5–6.

**Type locality.** Brandywine Lighthouse well, depth 385 feet [ca. 117 m], Delaware Bay, New Jersey, USA; stratum: Kirkwood Formation; age: Miocene.

**Type material.** Paratype, ANSP IP15935, 1 shell (Richards and Harbison 1944: 14, fig. 1, 5; as "paratypes" in Richards and Harbison 1944: figs 1, 5; as "cotype" in Richards 1968: 148).

**Current taxonomic status.** —*Acteocina kirkwoodiana* Richards & Harbison, 1944.

***Acteocina puruha* Pilsbry & Olsson, 1941**

Figure 1I–J

*Acteocina puruha* Pilsbry & Olsson, 1941: 13, pl. 8, fig. 1.

**Type locality.** Punta Blanca, Ecuador; stratum: Canoa Formation; age: Late Pliocene.

**Type material.** Holotype, ANSP IP13684 (as "type" in Richards 1968: 179).

**Current taxonomic status.** *Acteocina puruha* Pilsbry & Olsson, 1941.

***Acteocina subbullata* Pilsbry & Johnson, 1917**

Figure 1K–L

*Acteocina subbullata* Pilsbry & Johnson, 1917: 150–151.

**Type locality.** Dominican Republic; stratum: "Santo Domingan Beds" (either Cercado or Gurabo Formations); age: Miocene/Pliocene.

**Type material.** Holotype, ANSP IP3193 (as "type" in Richards 1968: 192).

**Current taxonomic status.** *Acteocina bullata* (Kiener, 1834) (Woodring 1970).

***Acteocina weatherlli* (Lea, 1833)**

Figure 1M–N

*Acteocina weatherlli* Lea, 1833: 213, pl. 6, fig. 224.

**Type locality.** Monmouth Co., Deal, New Jersey, USA; stratum: uncertain; age: Miocene(?).

**Type material.** Syntype, ANSP IP14431, 1 shell (as "type" in Richards 1968: 205).

**Current taxonomic status.** *Acteocina canaliculata* (Say, 1826) (Mikkelsen and Mikkelsen 1984 as *A. wetherlli* [sic]).

**Genus *Acteon* Montfort, 1810**

***Acteon biplicatus* (Gabb, 1860)**

Figure 1O–P

*Acteonina biplicata* Gabb, 1860a: 93, pl. 2, fig. 13 [non d'Orbigny].

**Type locality.** —New Jersey, USA; stratum: "Lower Green Marls" (Navesink Formation); age: Cretaceous.

**Type material.** Syntypes, ANSP IP19466 (as "type" in Richards 1968: 107), 1 shell, ANSP 19467, 1 shell.

**Current taxonomic status.** *Acteon gabbana* Whitfield, 1892 (Whitfield 1892, Richards and Ramsdell 1962).

***Acteon costellatus* Conrad, 1833**

*Acteon costellatus* Conrad, 1833b: 45.

**Type locality.** Claiborne Bluff, Alabama River, Monroe County, Alabama, USA; stratum: Gosport Sand (uppermost Claiborne Group); age: Eocene.

**Type material.** Lost (Harris 1895a: 13, Palmer 1937: 501, Moore 1962: 50).

**Current taxonomic status.** *Acteon costellatus* Conrad, 1833 is considered a *species inquirenda* (Salvador and Cunha 2016).

***Acteon cretacea* Gabb, 1862**

Figure 1Q–R

*Acteon cretacea* Gabb, 1862: 318.

**Type locality.** Crosswicks, New Jersey, USA; stratum: "Lower Green Marls" (Navesink Formation); age: Cretaceous.

**Type material.** Syntypes, ANSP IP18778, 2 shells (as "types" in Richards 1968: 120).



**Current taxonomic status.** *Acteon cretacea* Gabb, 1862 (Richards and Ramsdell 1962, Richard and Shapiro 1963).

***Acteon elegans* (Lea, 1833)**

Figure 1S

*Monoptygma elegans* Lea, 1833: 203, pl. 6, fig. 217.

**Type locality.** Monroe Co., Claiborne Bluff, Alabama, USA; stratum: Gosport Sand (uppermost Claiborne Group); age: Eocene.

**Type material.** Holotype, ANSP IP6011 (as “lectotype” [error] in Palmer 1937: 499; as “type” in Richards 1968: 128).

**Current taxonomic status.** *Acteon pomilius* Conrad, 1833 (Palmer and Brann 1966).

***Acteon forbesiana* Whitfield, 1892**

Figure 1T–U

*Actaeon forbesiana* Whitfield, 1892: 157, pl. 19, figs 17–22.

**Type locality.** Walnford, New Jersey, USA; stratum: “Lower Green Marls” (Navesink Formation); age: Cretaceous.

**Type material.** Syntypes, ANSP IP18777, 4 shells (as “types” in Richards 1968: 113).

**Current taxonomic status.** *Acteon cretacea* Gabb, 1862 (Weller 1907, Richards and Ramsdell 1962).

***Acteon gabbana* Whitfield, 1892**

Figure 1O–P

*Actaeon gabbana* Whitfield, 1892: 156, pl. 19, figs 23–25.

**Type locality.** Tinton Falls, New Jersey, USA; stratum: “Lower Green Marls” (Navesink Formation); age: Cretaceous.

**Type material.** Syntypes (also of *Acteonina biplicata* Gabb, 1860), ANSP 19466 (as “type” in Richards 1968: 135), 1 shell, ANSP IP19467, 1 shell.

**Current taxonomic status.** *Acteon gabbana* Whitfield, 1892 (Weller 1907, Richards and Ramsdell 1962), nom. nov. pro *Acteonina biplicata* Gabb, 1860 [non d’Orbigny].

***Acteon glans* Lea, 1846**

Figure 2A

*Acteon glans* Lea, 1846: 256, pl. 36, fig. 58.

**Type locality.** Petersburg, Dinwiddie County, Virginia, USA; stratum: Yorktown Formation; age: Late Miocene to Middle Pliocene.

**Type material.** Holotype, ANSP IP1517.

**Current taxonomic status.** *Acteon glans* Lea, 1846.

***Acteon idoneus* Conrad, 1833**

Figure 2B–C

*Acteon idoneus* Conrad, 1833b: 45.

**Type locality.** Claiborne Bluff, Alabama River, Alabama, USA; stratum: Gosport Sand (uppermost Claiborne Group); age: Eocene.

**Type material.** Syntypes, ANSP IP30547 (as “lectotype” in Palmer 1937: 500; as “lectotype?” in Moore 1962: 65), 1 shell, ANSP IP53814, 5 shells (all as “syntypes” in Richards 1968: 144). The designation as lectotype by Palmer (1937) is likely mistaken (Moore 1962; Richards 1968).

**Current taxonomic status.** *Acteon idoneus* Conrad, 1833 (Palmer 1937, Palmer and Brann 1966, Dockery 1977).

***Acteon lineatus* Lea, 1833**

Figure 2D–E

*Acteon lineatus* Lea, 1833: 112, pl. 4, fig. 97.

**Type locality.** Claiborne, Alabama, USA; stratum: uncertain [likely Gosport Sand (uppermost Claiborne Group)]; age: Eocene.

**Type material.** Lectotype, ANSP IP5541, 1 shell (designation by Palmer 1937: 500; as “holotype” in Richards 1968: 152); paralectotypes, ANSP IP5442, 1 shell, ANSP IP5443, 1 shell, ANSP IP5444, 1 shell (each as “paratype” in Richards 1968: 152).

**Current taxonomic status.** *Acteon idoneus* Conrad, 1833 (Palmer 1937, Palmer and Brann 1966).


***Acteon modicellus* Conrad, 1860**

*Actaeon modicellus* Conrad, 1860: 287.

**Type locality.** Tippah County, Mississippi, USA; stratum: “dark gray marl”; age: Late Cretaceous.

**Type material.** Lost (Sohl 1964).

**Current taxonomic status.** *Acteon modicellus* Conrad, 1860, nomen dubium (Sohl 1964).



**Figure 2.** Types. **A.** Holotype of *Acteon glans*, H 1.9 mm, ANSP IP1517. **B–C.** Syntype of *Acteon idoneus*, H 11.1 mm, ANSP IP30547. **D–E.** Lectotype of *Acteon lineatus*, H 8.6 mm, ANSP IP5541. **F.** Holotype of *Acteon nitens*, H 4.0 mm, ANSP IP1516. **G–H.** Syntype of *Acteon novellus*, H 12.0 mm, ANSP IP1600. **I–L.** Syntype of *Acteon ovoidea*, H 23 mm, ANSP IP56167. 32–33. Same, H 21.0 mm, ANSP IP56166; also, holotype of *A. subovoidea*. **M–N.** Lectotype of *Acteon politus*, H 8.2 mm, ANSP IP4266. **O–P.** Syntype of *Acteon pomilius*, H 10.1 mm, ANSP IP30546. **Q–R.** Syntype of *Acteon punctatus*, H 8.8 mm, ANSP IP5537. **S–T.** Holotype of *Acteon subtornatilis*, H 18.1 mm, ANSP IP3183.

***Acteon nitens* Lea, 1846**

Figure 2F

*Acteon nitens* Lea, 1846: 257, pl. 36, fig. 60.**Type locality.** Petersburg, Dinwiddie County, Virginia, USA; stratum: Yorktown Formation; age: Late Miocene to Middle Pliocene.**Type material.** Holotype, ANSP IP1516.**Current taxonomic status.** *Acteon nitens* Lea, 1846.***Acteon novellus* Conrad, 1834**

Figure 2G–H

*Acteon novellus* Conrad, 1834: 142.**Type locality.** Suffolk, Virginia, USA; stratum: uncertain; age: Miocene/Pliocene(?).**Type material.** Syntypes, ANSP IP1600, 1 shell (as “holotype” in Gardner 1948: 277, pl. 38, figs 24, 26), ANSP IP79768, 2 shells (all as “syntypes” in Moore 1962: 80; as “types” in Richards 1968: 165).**Current taxonomic status.** —*Acteon novellus* Conrad, 1834 (Moore 1962).***Acteon ovoidea* Gabb, 1862**

Figure 2I–L

*Actaeon ovoidea* Gabb, 1862: 319.**Type locality.** New Jersey, USA; stratum: “Lower Green Marls” (Navesink Formation); age: Cretaceous.**Type material.** Syntypes, ANSP IP56166, 1 shell, ANSP IP56167, 1 shell.**Current taxonomic status.** *Acteon cretacea* Gabb, 1862 (Weller 1907, Richards and Ramsdell 1962).***Acteon politus* (Gabb, 1869)**

Figure 2M–N

*Ringinella polita* Gabb, 1869: 174–175, 231, pl. 28, fig. 60.**Type locality.** Colusa County, California, USA; stratum: Shasta Group (Shasta Formation); age: Cretaceous.**Type material.** Lectotype, ANSP IP4266 (designation in Stewart 1926: 431, fig. 18); paralectotype, ANSP IP79514, 11 shells (as “types lot” in Richards 1968: 176).**Current taxonomic status.** *Acteon politus* (Gabb, 1869) (Anderson 1958).***Acteon pomilius* Conrad, 1833**

Figure 2O–P

*Acteon pomilius* Conrad, 1833b: 45.**Type locality.** Claiborne Bluff, Alabama River, Monroe County, Alabama, USA; stratum: Gosport Sand (uppermost Claiborne Group); age: Eocene.**Type material.** Syntypes, ANSP IP30546 (as “lectotype?” in Moore 1962: 88), ANSP IP53815, 5 shells (all as “syntypes” in Richards 1968: 177).**Current taxonomic status.** *Acteon pomilius* Conrad, 1833 (Palmer and Brann 1966).***Acteon punctatus* Lea, 1833**

Figure 2Q–R

*Acteon punctatus* Lea, 1833: 111, pl. 4, fig. 96.**Type locality.** Claiborne Bluff, Alabama River, Monroe County, Alabama, USA; stratum: Gosport Sand (uppermost Claiborne Group); age: Eocene.**Type material.** Syntypes, ANSP IP5537, 1 shell (as “holotype” in Richards 1968: 179, and in Palmer and Brann 1966: 482), ANSP IP5538, 1 shell, ANSP IP5539, 1 shell, ANSP IP5540, 1 shell (as “paratype” in Richards 1968: 179).**Current taxonomic status.** Valid as *Acteon pomilius punctatus* Lea, 1833 (Palmer and Brann 1966), but possible synonym of *Acteon pomilius* Conrad, 1833 (Harris 1895a).***Acteon subvoides* Whitfield, 1892**

Figure 2I–L

*Actaeon subvoides* Whitfield, 1892: 155, pl. 19, figs 14–16.**Type locality.** New Jersey, USA; stratum: “Lower Green Marls” (Navesink Formation); age: Cretaceous.**Type material.** Holotype, ANSP IP56166 [also a syntype of *Actaeon ovoidea* Gabb, 1862].**Current taxonomic status.** *Acteon cretacea* Gabb, 1862 (Weller 1907, Richards and Ramsdell 1962).***Acteon subtornatilis* Pilsbry & Johnson, 1917**

Figure 2S–T

*Acteon subtornatilis* Pilsbry & Johnson, 1917: 150.**Type locality.** Dominican Republic; stratum: “Santo Domingan Beds” (either Cercado or Gurabo Formations); age: Miocene/Pliocene.



**Type material.** Holotype, ANSP IP3183 (as "type" in Pilsbry 1922: 310, 431, pl. 23, fig. 15; Richards 1968: 193).

**Current taxonomic status.** *Acteon subtornatilis* Pilsbry & Johnson, 1917 (Pilsbry 1922).

### Genus *Nucleopsis* Conrad, 1860

#### *Nucleopsis subvaricatus* (Conrad, 1860)

Figure 3A–B

*Acteonina subvaricata* Conrad, 1860: 294, pl. 47, fig. 22.

**Type material.** Lectotype, ANSP IP30692 (designation in Palmer 1937: 503, pl. 90, fig. 18; see also Moore 1962: 100, Salvador and Cunha 2016: figs 2A–E); paralectotypes, ANSP IP30693, 2 shells (Richards 1968: 193; Salvador and Cunha 2016: figs 2F–G).

**Type locality.** Claiborne, Alabama, USA; stratum: likely Gosport Sand (uppermost Claiborne Group); age: Eocene.

**Current taxonomic status.** *Nucleopsis subvaricatus* (Conrad, 1860) (Salvador and Cunha 2016).

### Genus *Rictaxis* Dall, 1871

#### *Rictaxis andersoni* (Conrad, 1847)

Figure 3C–D

*Actaeon andersoni* Conrad, 1847: 287.

**Type locality.** Vicinity of Vicksburg, Warren County, Mississippi, USA; stratum: Vicksburg Group; age: Oligocene.

**Type material.** Holotype, ANSP IP13411 (Conrad 1848b: 117, pl. 11, fig. 37, Moore 1962: 38, Richards 1968: 100, MacNeil and Dockery 1984: 232, pl. 39, fig. 10).

**Current taxonomic status.** *Rictaxis andersoni* (Conrad, 1847) (MacNeil and Dockery 1984).

#### *Rictaxis oryza* (Gabb, 1872)

Figure 3E–F

*Actaeonidea oryza* Gabb, 1872: 245.

**Type locality.** Cibao region, Dominican Republic; stratum: uncertain [likely either Cercado or Gurabo Formations]; age: Miocene/Pliocene.

**Type material.** Syntype, ANSP IP3181 (as "type" in Pilsbry 1922: 310, pl. 23, fig. 12; Richards 1968: 167).

**Remarks.** Type species of genus *Actaeonidea* Gabb, 1872, by monotypy.

**Current taxonomic status.** *Rictaxis oryza* (Gabb, 1872) (Pilsbry 1922, Woodring 1970).

### Genus *Tornatellaea* Conrad, 1860

#### *Tornatellaea bella* Conrad, 1860

Figure 3G–H

*Tornatellaea bella* Conrad, 1860: 294, pl. 47, fig. 23

**Type locality.** Alabama(?), USA; stratum: uncertain [likely Gosport Sand (uppermost Claiborne Group)]; age: Eocene.

**Type material.** Lectotype, ANSP IP30691 (designation by Palmer 1937: 502, pl. 90, fig. 21; as "holotype" in Richards 1968: 177; see also Moore 1962: 41, Salvador and Cunha 2016: fig. S1N–O).

**Remarks.** Type species of genus *Tornatellaea*, by monotypy.

**Current taxonomic status.** *Tornatellaea bella* Conrad, 1860 (Salvador and Cunha 2016).

#### *Tornatellaea impressa* (Gabb, 1864)

Figure 3I–J

*Acteon impressus* Gabb, 1864: 142, pl. 21, fig. 106.

**Type locality.** North fork of Cottonwood Creek, Shasta County, California, USA; stratum: uncertain [likely Shasta Formation]; age: Early Cretaceous.

**Type material.** Lectotype, ANSP IP4286 (designation by Stewart 1926: 434, pl. 24, fig. 8); paralectotypes, ANSP IP79476, 6 shells (Richards 1968: 144).

**Current taxonomic status.** *Tornatellaea impressa* (Gabb, 1864) (Anderson 1958).

### Genus *Volvaria* Lamarck, 1801

#### *Volvaria reticulata* Johnson, 1899

Figure 3K–L

*Volvaria reticulata* Johnson, 1899: 71, pl. 1, fig. 1.

**Type locality.** Moseley's Ferry, Brazos River, Burleson Co., Texas, USA; stratum: Stone City Beds (middle Claiborne Group); age: Middle Eocene.

**Type material.** Holotype, ANSP IP6467 (as "type" in Richards 1968: 182).


**Current taxonomic status.** *Volvaria reticulata* Johnson, 1899 (Palmer and Brann 1966).

### Family Acteonellidae Gill, 1871 † Genus *Acteonella* d'Orbigny, 1843

#### *Acteonella oviformis* Gabb, 1869

Figure 3M–N

*Acteonella oviformis* Gabb, 1869: 173, 232, pl. 28, fig. 58.



**Figure 3.** Types. A–B. Lectotype of *Nucleopsis subvaricatus*, H 10.8 mm, ANSP IP30692. C–D. Holotype of *Rictaxis andersoni*, H 10.5 mm, ANSP IP13411. E–F. Syntype of *Rictaxis oryza*, H 6.8 mm, ANSP IP3181. G–H. Lectotype of *Tornatellaea bella*, H 12.5 mm, ANSP IP30691. I–J. Lectotype of *Tornatellaea impressa*, H 10.7 mm, ANSP IP4286. K–L. Holotype of *Volvaria reticulata*, H 7.2 mm, ANSP IP6467. M–N. Holotype of *Acteonella oviformis*, H 42.1 mm, ANSP IP4323. O–P. Syntype of *Avellana bullata*, H 25.4 mm, ANSP IP289. Q–R. Syntype of *Avellana costata*, H 4.5 mm, ANSP IP691. S–T. Lectotype of *Biplica obliqua*, H 9.9 mm, ANSP IP4263. U–V. Lectotype of *Biplica mathewsonii*, H 11.6 mm, ANSP IP4262.



**Type locality.** Cottonwood Creek, Shasta County, California, USA; stratum: uncertain [either Shasta or Chico Formations]; age: Cretaceous.

**Type material.** Holotype, ANSP IP4323 (Stewart 1926: 432, pl. 21, fig. 13; Richards 1968: 168).

**Current taxonomic status.** *Acteonella oviformis* Gabb, 1869 (Anderson 1958).

### Superfamily Ringiculoidea Philippi, 1853

#### Family Ringiculidae Philippi, 1853

#### Genus *Avellana* d'Orbigny, 1843

##### *Avellana bullata* (Morton, 1834)

Figure 3O–P

*Tornitella?* *bullata* Morton, 1834: 48, pl. 5, fig. 3.

**Type locality.** Merchantville, New Jersey, USA; stratum: uncertain [likely Navesink Formation]; age: Cretaceous.

**Type material.** Syntypes, ANSP IP289, 1 shell, ANSP IP19702, 1 shell (as "type" in Whitfield 1892: 163, pl. 20, figs 3–4; Richards 1968: 108; Richards and Ramsdell 1962: 93).

**Current taxonomic status.** *Avellana bullata* (Morton, 1834) (Richards and Ramsdell 1962).

##### *Avellana costata* (Johnson, 1898)

Figure 3Q–R

*Cinulia costata* Johnson, 1897: 264 [nomen nudum].

*Cinulia costata* Johnson, 1898: 462, fig. 1.

**Type locality.** Mount Laurel well, New Jersey, USA; stratum: uncertain; age: Cretaceous.

**Type material.** Syntypes, ANSP IP691, 1 shell, ANSP IP79408, 2 shells (as "type" in Richards and Ramsdell 1962: 94).

**Current taxonomic status.** *Avellana costata* (Johnson, 1898) (Richards and Ramsdell 1962).

#### Genus *Biplica* Popenoe, 1957

##### *Biplica obliqua* (Gabb, 1864)

Figure 3S–T

*Cinulia obliqua* Gabb, 1864: 111, pl. 19, fig. 64.

**Type locality.** Tuscan Springs, Tehama Co., California, USA; stratum: uncertain; age: Late Cretaceous.

**Type material.** Lectotype, ANSP IP4263 (designation by Stewart 1926: 436, pl. 24, fig. 14; see also Richards 1968: 166; Popenoe 1957: 435).

**Current taxonomic status.** *Biplica obliqua* (Gabb, 1864) (Popenoe 1957).

##### *Biplica mathewsonii* (Gabb, 1864)

Figure 3U–V

*Cinulia mathewsonii* Gabb, 1864: 111, 225, pl. 19, fig. 65.

**Type locality.** Bull's Head Point, Martinez, California, USA; stratum: uncertain [likely Chico Formation]; age: Cretaceous.

**Type material.** Lectotype, ANSP IP4262 (designation by Stewart 1926: 437, pl. 24, fig. 11).

**Remarks.** Popenoe (1957: 434) points out that Gabb's material from Bull's Head Point could represent a non-Cretaceous locality/horizon or be Paleogene material mixed with Gabb's Cretaceous specimens.

**Current taxonomic status.** *Biplica mathewsonii* (Gabb, 1864) (Popenoe 1957).

#### Genus *Cinulia* Gray, 1840

##### *Cinulia naticoides* (Gabb, 1860)

Figure 4A–B

*Actaenia naticoides* Gabb, 1860c: 299, pl. 48, fig. 2.

**Type locality.** Mullica Hill, New Jersey, USA; stratum: uncertain [likely Navesink Formation]; age: Cretaceous.

**Type material.** Syntypes, ANSP IP18784, 2 shells (as "type" in Richards 1968: 164).

**Current taxonomic status.** *Cinulia naticoides* (Gabb, 1860) (Clark 1916, Richards and Ramsdell 1962).

##### *Cinulia rectilabrum* Gabb, 1869

Figure 4C–D

*Cinulia rectilabrum* Gabb, 1869: 264, pl. 35, fig. 10.

**Type locality.** Arivechi, Eastern Sonora, Mexico; stratum: uncertain [either Cañada de Tarachi or El Potrero Grande Units]; age: Late Cretaceous.

**Type material.** Syntype(?), ANSP IP4753 (as "type?" in Richards 1968: 181).

**Current taxonomic status.** *Cinulia rectilabrum* Gabb, 1869 (Stanton 1947).


#### Genus *Ringicula* Deshayes, 1838

##### *Ringicula hypograptia* Brown & Pilsbry, 1912

Figure 4E–F

*Ringicula hypograptia* Brown & Pilsbry, 1912: 505, text fig. 2.





**Figure 4.** Types. **A–B.** Syntype of *Cinulia naticoides*, H 9.0 mm, ANSP IP18784. **C–D.** Syntype(?) of *Cinulia rectilabrum*, H 9.9 mm, ANSP IP4753. **E–F.** Holotype of *Ringicula hypograpta*, H 2.0 mm, ANSP IP3841. **G–H.** Syntype of *Ringicula lata*, H 15.4 mm, ANSP IP30695. **I–J.** Lectotype of *Ringicula mississippiensis*, H 3.7 mm, ANSP IP13414. **K–L.** Syntype of *Ringicula trapaquara*, H 2.3 mm, ANSP IP6468. **M–N.** Lectotype of “*Ringicula*” *varia*, H 7.1 mm, ANSP IP4264. **O–P.** Holotype of *Roxania hornii* new comb., H 20.1 mm, ANSP IP4232.

**Type locality.** Scott’s locality 3, excavation of the lower locks at Gatun, Canal Zone, Panama; stratum: Gatun Formation; age: Late Miocene.

**Type material.** Holotype, ANSP IP3841 (as “type” in Richards 1968: 143).

**Current taxonomic status.** *Ringicula* (*Ringiculella*) *semistriata* d’Orbigny, 1841 (Woodring 1970).

#### ***Ringicula lata* (Conrad, 1865)**

Figure 4G–H

*Actaeon* (*Nucleopsis*) *latus* Conrad, 1865a: 34.

**Type locality.** Alabama(?), USA; stratum: uncertain; age: Early Eocene(?).

**Type material.** Syntype, ANSP IP30695, 1 shell (as “holotype” in Palmer 1937: 502, Richards 1968: 150; as “probable holotype” in Moore 1962: 69; see also Salvador and Cunha 2016: fig. S1K–M).

**Current taxonomic status.** *Ringicula lata* (Conrad, 1865) (Salvador and Cunha 2016).

#### ***Ringicula mississippiensis* Conrad, 1848**

Figure 4I–J

*Ringicula mississippiensis* Conrad, 1848a: 287.

**Type locality.** Dr. Smith’s plantation, 6 miles northeast of Vicksburg, Warren County, Mississippi, USA; stratum: Vicksburg Group; age: Oligocene.

**Type material.** Lectotype, ANSP IP13414 (designation by Moore 1962: 77; as “lectotype” in MacNeil and Dockery 1984: 235, Moore 1962: 77; as “holotype” in Richards 1968: 161); paralectotypes, ANSP IP13415, 8 shells (as “paratype” in Richards 1968: 161; MacNeil and Dockery 1984: 235; see also Conrad 1848b: 117, pl. 11, fig. 36).

**Current taxonomic status.** *Ringicula* (*Ringiculella*) *mississippiensis* Conrad, 1848 (MacNeil and Dockery 1984).

***Ringicula trapaquara* Harris, 1895**

Figure 4K–L

*Ringicula trapaquara* Harris, 1895a: 76, pl. 8, fig. 7.**Type locality.** Moseleys Ferry, Brazos River, Texas; stratum: lower Claiborne Formation; age: Eocene.**Type material.** Syntypes, ANSP IP6468, 8 shells (as *R. trapaquaria* [sic], "paratype" in Richards 1968: 198).**Current taxonomic status.** *Ringicula trapaquara* Harris, 1895 (Palmer 1937).***Ringicula varia* Gabb, 1864**

Figure 4M–N

*Ringicula varia* Gabb, 1864: 112, pl. 29, fig. 222a–b.**Type locality.** Cow Creek, Shasta County, California, USA; stratum: Chico Formation; age: Cretaceous.**Type material.** Lectotype, ANSP IP4264 (designation by Stewart 1926: 435, pl. 24, fig. 3; see also Richards 1968: 202).**Current taxonomic status.** Uncertain, as "*Ringicula*" *varia* Gabb, 1864 (Stewart 1930).**Order Cephalaspidea P. Fischer, 1883****Superfamily Bulloidea Gray, 1827****Family Bullidae Gray, 1827****Genus *Roxania* Leach, 1847*****Roxania hornii* (Gabb, 1864), new comb.**

Figure 4O–P

*Bulla hornii* Gabb, 1864: 143, pl. 29, fig. 235.**Type locality.** Kern County, California, USA; stratum: Tejon Formation; age: Eocene.**Type material.** Holotype, ANSP IP4232 (Stewart 1926: 439, pl. 29, fig. 9; Richards 1968: 142).**New taxonomic status.** *Roxania hornii* (Gabb, 1864) new comb. This species was placed in the genus *Abderospira* Dall, 1898 (e.g., Stewart 1926, Keen and Bentson 1944), which is now considered a synonym of *Roxania* (Valdés 2008).**Genus *Bulla* Linnaeus, 1758*****Bulla macrostoma* Gabb, 1860**

Figure 5A–B

*Bulla macrostoma* Gabb, 1860c: 301, pl. 48, fig. 15.**Type locality.** Prairie Bluff, Alabama, USA; stratum: uncertain ("white limestone"); age: Cretaceous.**Type material.** Holotype, ANSP IP30727 (as "type" in Richards 1968: 155).**Current taxonomic status.** *Bulla macrostoma* Gabb, 1860 (Stephenson 1914).**Genus *Bullopsis* Conrad, 1858*****Bullopsis cretacea* Conrad, 1858**

Figure 5C–D


*Bullopsis cretacea* Conrad, 1858: 334.**Type locality.** Owl Creek, near Ripley, Tippah County, Mississippi, USA; stratum: "dark gray sandy marl" (Owl Creek Formation); age: Cretaceous.**Type material.** Holotype, IPANSP 18924 (Conrad 1860: pl. 46, fig. 27; as "type" in Richards 1968: 120).**Current taxonomic status.** *Bullopsis cretacea* Conrad, 1858 (Stephenson 1955, Sohl 1964).**Family Retusidae Thiele, 1925****Genus *Retusa* Brown, 1827*****Retusa biforis* Pilsbry & Johnson, 1917**

Figure 5E–F

*Retusa biforis* Pilsbry & Johnson, 1917: 151**Type locality.** Dominican Republic. Type stratum: "Santo Domingan Beds" (either Cercado or Gurabo Formations); age: Miocene/Pliocene.**Type material.** Holotype, ANSP IP3192 (as "type" in Richards 1968: 106).**Current taxonomic status.** *Retusa biforis* Pilsbry & Johnson, 1917 (Pilsbry 1922).***Retusa sulcata fossilis* Pilsbry, 1922***Retusa sulcata* var. *fossilis* Pilsbry 1922: 311.**Type locality.** Dominican Republic; stratum: "Santo Domingan Beds" (either Cercado or Gurabo Formations); age: Miocene/Pliocene.**Type material.** Holotype and paratypes, ANSP IP3186 (3 shells; lost).**Current taxonomic status.** Uncertain, likely valid as *Retusa sulcata fossilis* Pilsbry, 1922.***Retusa galba* (Conrad, 1833)**

Figure 5G–H

*Volvaria galba* Conrad, 1833a: 34, pl. 18, fig. 2.



**Figure 5.** Types. **A–B.** Holotype of *Bulla macrostoma*, H 26.2 mm, ANSP IP30727. **C–D.** Holotype of *Bullopsis cretacea*, H 18.0 mm, ANSP IP18924. **E–F.** Holotype of *Retusa biforis*, H 2.9 mm, ANSP IP3192. **G.** Paralectotype of *Retusa galba*, H 14.3 mm, ANSP IP53816. **H.** Lectotype of *Retusa galba*, H 15.0 mm, ANSP IP30548. **I–J.** Lectotype of *Retusa sthillairii*, H 14.0 mm, ANSP IP5486. **K.** Syntype of *Retusa subspissa*, H 4.8 mm, ANSP IP30641. **L.** Holotype of *Volvulella cylichnoides*, H 4.2 mm, ANSP IP3177. **M–N.** Syntype of *Volvulella cylindrica*, H 4.7 mm, ANSP IP3179.

**Type locality.** Claiborne Bluff, Alabama River, Monroe County, Alabama, USA; stratum: Gosport Sand (uppermost Claiborne Group); age: Middle Eocene.

**Type material.** Lectotype, ANSP IP30548 (designation by Palmer and Brann 1966: 878; as “lectotype?” in Moore 1962: 62); paralectotypes, ANSP IP53816, 3 shells, ANSP IP53817, 1 shell, ANSP IP30549, 8 shells (all as “probable syntypes” in Richards 1968: 136).

**Current taxonomic status.** *Retusa (Cylichnina) galba* (Conrad, 1833) (Palmer and Brann 1966).

***Retusa sthillairii* (Lea, 1833)**

Figure 5I–J

*Bulla St. Hillairii* Lea, 1833: 98, pl. 4, fig. 78.

**Type locality.** Monroe Co., Claiborne Bluff, Alabama, USA; stratum: Gosport Sand (uppermost Claiborne Group); age: Eocene.

**Type material.** Lectotype, ANSP IP5486, 1 shell (designation by Palmer 1937: 481; as “holotype” in Palmer and Brann 1966: 878); paralectotypes, ANSP IP5487, 1 shell, ANSP IP5488, 1 shell, ANSP IP5489, 1 shell, ANSP IP5490, 1 shell, ANSP IP5491, 1 shell, ANSP IP5487, 1 shell (all [including ANSP IP5486] as “types” in Richards 1968: 191).

**Current taxonomic status.** *Retusa galba* (Conrad, 1833) (Palmer and Brann 1966).

***Retusa subspissa* (Conrad, 1846)**

Figure 5K

*Bulla subspissa* Conrad, 1846: 20, pl. 1, fig. 29.

**Type locality.** Calvert Cliffs, Maryland, USA; stratum: Calvert Formation; age: Miocene.

**Type material.** Syntype, ANSP IP30641, 1 shell (as “probable holotype” in Moore 1962: 100; as “type?” in Richards 1968: 193).

**Current taxonomic status.** *Retusa subspissa* (Conrad, 1846), but possible synonym of *Retusa conulus* (De-shayes, 1824) (Martin 1904).

**Family Rhizoridae Dell, 1952**

**Genus *Volvulella* Newton, 1891**

***Volvulella cylichnoides* (Pilsbry & Johnson, 1917)**

Figure 5L

*Volvula cylichnoides* Pilsbry & Johnson, 1917: 151.

**Type locality.** Dominican Republic; stratum: “Santo Domingan Beds” (either Cercado or Gurabo Formations); age: Miocene/Pliocene.



**Type material.** Holotype, ANSP IP3177 (as "type" in Richards 1968: 121); paratype, ANSP IP79027, 1 shell.

**Current taxonomic status.** *Volvulella cylichnoides* (Pilsbry & Johnson, 1917), but could be a synonym of *Retusa yaquensis* Mury, 1917 (Pilsbry 1922).

### ***Volvulella cylindrica* (Gabb, 1872)**

Figure 5M–N

*Volvula cylindrica* Gabb, 1872: 246 [non Carpenter, 1865; non E.A. Smith, 1871].

**Type locality.** Dominican Republic; type stratum: uncertain [likely either Cercado or Gurabo Formations]; age: Miocene/Pliocene.

**Type material.** Syntype, ANSP IP3179, 1 shell (as "type" in Richards 1968: 121).

**Current taxonomic status.** *Volvulella persimilis* (Mörch, 1875) (Dall 1889, Pilsbry 1922).

### ***Volvulella micrtracta* Brown & Pilsbry, 1912**

Figure 6A

*Volvulella micrtracta* Brown & Pilsbry, 1912: 504, text fig. 1.

**Type locality.** Scott's locality 3, excavation of the lower locks at Gatun, Canal Zone, Panama; stratum: Gatun Formation; age: Late Miocene.

**Type material.** Holotype, ANSP IP3842 (as "type" in Richards 1968: 158).

**Current taxonomic status.** *Volvulella micrtracta* Brown & Pilsbry, 1912 (Woodring 1970).

### ***Volvulella minutissima* (Gabb, 1860), new comb.**

Figure 6B

*Volvula minutissima* Gabb, 1860b: 386–387, pl. 67, fig. 52.

**Type locality.** Caldwell County, Texas, USA; stratum: uncertain; age: Eocene.

**Type material.** Syntype, ANSP IP13267, 1 shell (as "type" in Richards 1968: 159).

**New taxonomic status.** *Volvulella minutissima* (Gabb, 1860), new comb. Harris (1895b) considered the species valid. The genus *Volvulella* Newton, 1891 is a replacement name for *Volvula* A. Adams, 1850 non Gistel, 1848 (Valdés 2008).

### ***Volvulella ornata* (Pilsbry & Johnson, 1917)**

Figure 6C–D

*Volvula ornata* Pilsbry & Johnson, 1917: 151.

**Type locality.** Dominican Republic; stratum: "Santo Domingan Beds" (either Cercado or Gurabo Formations); age: Miocene/Pliocene.

**Type material.** Holotype, ANSP IP3178 (as "type" in Richards 1968: 167); paratypes, ANSP IP81665, 6 shells.

**Remarks.** Pilsbry and Johnson (1917) did not clearly indicate which one of their specimens is the holotype, merely indicating the presence of a "Type". Judging by the conventions used elsewhere in their paper, we here consider the holotype to be the specimen measured by these authors. Besides the holotype, Pilsbry and Johnson (1917) mentioned seven specimens, one of which is presently missing.

**Current taxonomic status.** *Volvulella ornata* (Pilsbry & Johnson, 1917) (Pilsbry 1922).

### ***Volvulella parallela* (Pilsbry & Johnson, 1917)**

Figure 6E

*Volvula parallela* Pilsbry & Johnson, 1917: 151.

**Type locality.** Dominican Republic; stratum: "Santo Domingan Beds" (either Cercado or Gurabo Formations); age: Miocene/Pliocene.

**Type material.** Holotype, ANSP IP3188 (as "type" in Richards 1968: 169); paratypes, ANSP IP79026, 2 shells.

**Current taxonomic status.** *Volvulella cylindrica parallela* (Pilsbry & Johnson, 1917) (Woodring 1970).

### ***Volvulella tritica* (Olsson & Harbison, 1953)**

Figure 6F

*Volvula tritica* Olsson & Harbison, 1953: 163, pl. 25, figs 3–3a.

**Type locality.** St. Petersburg, Pinellas County, Florida, USA; stratum: North St. Petersburg Beds; age: Plio-Pleistocene.

**Type material.** Holotype, ANSP IP19104; paratypes, ANSP IP79270, 2 shells (all as "types" in Richards 1968: 199).

**Current taxonomic status.** *Volvulella tritica* (Olsson & Harbison, 1953) (Portell and Kittle 2010).

### **Superfamily Haminoeidea Pilsbry, 1895**

#### **Family Haminoeidae Pilsbry, 1895**


#### **Genus *Atys* Montfort, 1810**

#### ***Atys cinctorii* Pilsbry & Johnson, 1917**

Figure 6G

*Atys cinctorii* Pilsbry & Johnson, 1917: 152.

**Type locality.** Dominican Republic; stratum: "Santo Domingan Beds" (either Cercado or Gurabo Formations); age: Miocene/Pliocene.



**Figure 6.** Types. **A.** Holotype of *Volvulella micrtracta*, H 1.5 mm, ANSP IP3842. **B.** Syntype of *Volvulella minutissima* new comb., H 2.3 mm, ANSP IP13267. **C–D.** Holotype of *Volvulella ornata*, H 3.2 mm, ANSP IP3178. **E.** Holotype of *Volvulella parallela*, H 2.1 mm, ANSP IP3188. **F.** Holotype of *Volvulella tritica*, H 4.1 mm, ANSP IP19104. **G.** Holotype of *Atyis cinctorii*, H 2.6 mm, ANSP IP3185. **H.** Syntype of *Atyis sulculatorum*, H 2.5 mm, ANSP IP3317. **I–J.** Syntype of *Cylichna cylindrus*, H 4.7 mm, ANSP IP1554. **K.** Syntype of *Cylichna dekayi*, H 5.0 mm, ANSP IP6008. **L.** Syntype of *Cylichna kellogii*, H 5.7 mm, ANSP IP13266. **M.** Holotype of *Cylichna recta*, H 8.0 mm, ANSP IP18782. **N.** Syntype of *Bulla occidentalis*, H 10.0 mm, ANSP IP17139. **O–P.** Lectotype of *Cylichna costata*, H 16.0 mm, ANSP IP4338. **Q–R.** Syntype of *Acteon sculptus*, H 1.9 mm, ANSP IP1515. **S.** Syntype of *Acteon milium*, H 2.1 mm, ANSP IP1520. **T.** Holotype of *Acteon angulatus*, H 2.4 mm, ANSP IP1521.

**Type material.** Holotype, ANSP IP3185 (as “type” in Richards 1968: 113).

**Current taxonomic status.** *Atyis cinctorii* Pilsbry & Johnson, 1917 (Pilsbry 1922).

***Atyis sulculatorum* Pilsbry & Johnson, 1917**

Figure 6H

*Atyis sulculatorum* Pilsbry & Johnson, 1917: 152.

**Type locality.** Dominican Republic; stratum: “Santo Domingan Beds” (either Cercado or Gurabo Formations); age: Miocene/Pliocene.

**Type material.** Syntypes, ANSP IP3317, 2 shells (as “type” in Richards 1968: 194).

**Current taxonomic status.** *Atyis doliolum* (Maury, 1917) (Woodring 1970).

**Superfamily Cylichnoidea H. Adams & A. Adams, 1854**  
**Family Cylichnidae H. Adams & A. Adams, 1854**  
**Genus *Cylichna* Lovén, 1846**

***Cylichna cylindrus* (Lea, 1846)**

Figure 6I–J

*Bulla cylindrus* Lea, 1846: 250–251, pl. 35, fig. 43.

**Type locality.** Petersburg, Dinwiddie County, Virginia, USA; stratum: Yorktown Formation; age: Late Miocene to Middle Pliocene.

**Type material.** Syntypes, ANSP IP1554, 1 shell (Gardner 1948: 279, pl. 38, fig. 27; as “type” in Richards 1968: 122), ANSP IP79382, 1 shell (Gardner 1948: 279, pl. 38, fig. 28).

**Current taxonomic status.** *Cylichna cylindrus* (Lea, 1846) (Gardner 1948).

***Cylichna dekayi* (Lea, 1833)**

Figure 6K

*Bulla dekayi* Lea, 1833: 200, pl. 6, 215.

**Type locality.** Claiborne, Alabama, USA; stratum: Claiborne Group; age: Eocene.

**Type material.** Syntypes, ANSP IP6007, 1 shell (as "holotype" in Richards 1968: 123), ANSP IP6008, 1 shell (as "paratype" in Richards 1968: 123).

**Current taxonomic status.** *Cylichna (Mnestia) dekayi* (Lea, 1833) (Glibert 1962).

***Cylichna kellogii* (Gabb, 1860)**

Figure 6L

*Bulla kellogii* Gabb, 1860b: 386, pl. 67, fig. 50.

**Type locality.** Texas, USA; stratum: uncertain; age: Eocene.

**Type material.** Syntype, ANSP IP13266, 1 shell (as "type" in Richards 1968: 148).

**Current taxonomic status.** *Cylichna (Acrotrema) kellogii* (Gabb, 1860) (Gardner 1945).

***Cylichna recta* (Gabb, 1860)**

Figure 6M

*Bulla recta* Gabb, 1860c: 303, pl. 48, fig. 16.

**Type locality.** Burlington County, New Jersey, USA; stratum: "Lower Green Marls" (Navesink Formation); age: Cretaceous.

**Type material.** Holotype, ANSP IP18782 (as "type" in Richards 1968: 181).

**Current taxonomic status.** *Cylichna recta* (Gabb, 1860) (Wade 1926, Richards and Ramsdell 1962).

**Superfamily Philinoidea Gray, 1850**

**Family Philinidae Gray, 1850**

**Genus *Philine* Ascanius, 1772**

***Philine gabbi* Cossmann, 1895**

*Philine (Megistostoma) gabbi* Cossmann, 1895: 127.

**Type locality.** Martinez, California, USA; stratum: uncertain; age: Eocene.

**Type material.** Syntypes ANSP IP4216 (of *M. striatum* Gabb, 1864), 2 shells (lost).

**Remarks.** This was a new name for *Megistostoma striatum* Gabb, 1864, when transferred to the genus *Philine* [non *striata* Deshayes, 1824]. However, the name *P. gabbi* (Stoliczka, 1868) has precedence over it (see below).

**Current taxonomic status.** *Philine (Megistostoma) gabbi* (Stoliczka, 1868) (Keen and Bentson 1944).

***Philine gabbiana* Stoliczka, 1868**

*Bullaea Gabbiana* Stoliczka, 1868: 434.

**Type locality.** Martinez, California, USA; stratum: uncertain; age: Eocene.

**Type material.** Syntypes ANSP IP4216 (of *M. striatum* Gabb, 1864), 2 shells (lost).

**Remarks.** This was coined as a new name for *Megistostoma striatum* Gabb, 1864, when transferred to the genus *Bullaea* Lamarck, 1801 [non *striata* Deshayes]. *Bullaea* is presently considered a synonym of *Philine*.

**Current taxonomic status.** *Philine (Megistostoma) gabbi* (Stoliczka, 1868) (Keen and Bentson 1944).

***Megistostoma striatum* Gabb, 1864**

*Megistostoma striata* [sic] Gabb, 1864: 144, 229, pl. 21, fig. 108.

**Type locality.** Martinez, California, USA; stratum: uncertain; age: Eocene.

**Type material.** Syntypes, ANSP IP4216 (lost), 2 shells (Stewart 1926: 442: pl. 26, fig. 2; as "holotype" and "paratype" in Keen and Bentson 1944: 170; as "holotypes" in Richards 1968: 191).

**Remarks.** Type species of *Megistostoma* Gabb, 1864. The correct epithet is *striatum* (not *striata*), since the ending *-stoma* is neuter.

**Current taxonomic status.** *Philine (Megistostoma) gabbi* (Stoliczka, 1868) (Keen and Bentson 1944), new name for *M. striatum* Gabb, 1864 (see above).

**Family Scaphandridae G.O. Sars, 1878**

**Genus *Ellipsoscapha* Stephenson, 1941**

***Ellipsoscapha mortoni* (Forbes, 1845)**

*Bulla mortoni* Forbes, 1845: 63, fig. A.

**Type locality.** New Jersey, USA; stratum: uncertain [likely Navesink Formation]; age: Cretaceous.



**Type material.** Holotype not found; could be in Charles Lyell’s fossil collections (John Sime, pers. comm.), presently in the Natural History Museum (London, UK) and Oxford University Museum of Natural History (Oxford, UK).

**Current taxonomic status.** *Ellipsoscapha mortoni* (Forbes, 1845) (Richards and Ramsdell 1962, Sohl 1964).

#### ***Ellipsoscapha occidentalis* (Meek & Hayden, 1856)**

Figure 6N

*Bulla occidentalis* Meek & Hayden, 1856 (non A. Adams, 1850): 69.

**Type locality.** Yellowstone River (150 miles above its mouth), near Glendive, Montana, USA; stratum: Pierre Shale; age: Late Cretaceous.

**Type material.** Syntypes, ANSP IP17139, 2 shells.

**Current taxonomic status.** *Ellipsoscapha occidentalis* (Meek & Hayden, 1856) (Sohl 1967). Substitution of the junior primary homonym is not mandatory if the conditions of Article 23.9.5 ICZN (1999) are met, but a request for a ruling of the Commission under its plenary powers to validate the junior homonymous name would be necessary.

#### **Genus *Scaphander* Montfort, 1810**

##### ***Scaphander costatus* (Gabb, 1864)**

Figure 6O–P

*Cylichna costata* Gabb, 1864: 143, pl. 2, fig. 107.

**Type locality.** Martinez, Contra Costa County, California, USA; stratum: Tejon Formation s. l.; age: Eocene.

**Type material.** Lectotype, ANSP IP4338 (designation by Stewart 1926: 437, pl. 27, fig. 3; see also Richards 1968: 118); paralectotypes, ANSP IP79477, 8 shells.

**Remarks.** Type species of subgenus *Mirascapha* Stewart, 1927.

**Current taxonomic status.** *Scaphander* (*Mirascapha*) *costatus* (Gabb, 1864) (Squires 1984).

Species transferred to other gastropod groups

Here are listed the species (with type material in the ANSP collection) that were originally classified in “Architectibranchia” and Cephalaspidea, but that actually do not belong to them. Some of them have already undergone taxonomical revision and are listed concisely in Table 1, while others are reclassified below.

#### **Panpulmonata**

##### **Superfamily Pyramidelloidea Gray, 1840**

##### **Family Pyramidellidae Gray, 1840**

##### **Genus *Chrysallida* Carpenter, 1856**

##### ***Chrysallida sculpta* (Lea, 1846), new comb.**

Figure 6Q–R

*Acteon sculptus* Lea, 1846: 257, pl. 36, fig. 59.

**Type locality.** Petersburg, Dinwiddie County, Virginia, USA; stratum: Yorktown Formation; age: Late Miocene to Middle Pliocene.

**Type material.** Syntypes, ANSP IP1515, 2 shells (as “types” in Richards 1968: 186).

**Taxonomical reassessment.** This species is better classified in the genus *Chrysallida* due to the following conchological features (Robba 2013): a weak or absent columellar fold, teleoconch sculpture consisting of collabral ribs and spiral cords of similar strength. Most species of *Chrysallida* are strongly sculptured, as the present specimens, with the ribs forming nodes where crossing the spiral cords and tending to fade away near the base.

##### **Genus *Odostomia* Fleming, 1813**

##### ***Odostomia milium* (Lea, 1846), new comb.**

Figure 6S

*Acteon milium* Lea, 1846: 257, pl. 36, fig. 61.

**Type locality.** Petersburg, Dinwiddie County, Virginia, USA. Type stratum: Yorktown Formation. Age: Late Miocene to Middle Pliocene.

**Type material.** Syntypes, ANSP IP1520, 1 shell, ANSP IP79385, 1 shell (lost, not found in the vial).

**Taxonomical reassessment.** This species is better classified in the genus *Odostomia* due to the following conchological features (Robba 2013): verall ovate-conical shell with moderately convex whorls, suture with a blunt subsutural margin, slit-like umbilicus, and prominent columellar fold.

##### **Genus *Pyrgulina* A. Adams, 1863**

##### ***Pyrgulina angulata* (Lea, 1846), new comb.**

Figure 6T

*Acteon angulatus* Lea, 1846: 256, pl. 36, fig. 57.

**Type locality.** Petersburg, Dinwiddie County, Virginia, USA. Type stratum: Yorktown Formation. Age: Late Miocene to Middle Pliocene.

**Type material.** Holotype, ANSP IP1521.

**Taxonomical reassessment.** This species is better classified in the genus *Pyrgulina* due to the following conchological features (Robba 2013): elongated (somewhat

**Table 1.** Species (with type material in the ANSP collection) that were originally classified in Architectibranchia and Cephalaspidea, but that after revision were reclassified in other groups. The species are arranged in alphabetical order of the specific epithets, with information on their original description, type specimens in the ANSP collection, current taxonomic status, and references of such status. Abbreviations: Hol = holotype; Lec = lectotype; Pal = Paralectotype(s); Par = paratype(s); Syn = syntype(s).

Original description	Type material (ANSP)	Current taxonomic status	Family	Reference(s)
<i>calafia</i> , "Acteonina" Stewart, 1926: 432, pl. 21, fig. 12	4287 (Hol)	<i>Paosia calafia</i> (Stewart, 1926)	Pseudomelaniidae	Squires and Saul (2004)
<i>californica</i> , Acteonina Gabb, 1864: 128, pl. 29, fig. 230a-b	4259 (Pal)	<i>Paosia californica</i> (Gabb, 1864)	Pseudomelaniidae	Squires and Saul (2004)
<i>curta</i> , Globiconcha Gabb, 1862: 319	31393 (Hol)	<i>Tylostoma elevatum</i> (Shumard, 1853)	Tylostomatidae	Stanton (1947)
<i>elevatus</i> , Acteon Lea, 1833: 113, pl. 4, fig. 98	5545 (Lec); 5546 to 5549 (Pal)	<i>Pyramidella larvata</i> Conrad, 1833	Pyramidellidae	Palmer (1937), Palmer and Brann (1966)
<i>globosus</i> , Acteon Lea, 1846: 255, pl. 36, fig. 55	1518 (Syn)	<i>Iselica globosa</i> (Lea, 1846)	Amathinidae	Lee (2015)
<i>granulatus</i> , Acteon Lea, 1846: 255, pl. 36, fig. 54	1533 (Syn)	<i>Odostomia granulatus</i> (Lea, 1846)	Pyramidellidae	Holmes (1860)
<i>laevis</i> , Actaeon Lea, 1841: 94, pl. 1, fig. 4	lost (Hol)	<i>Odostomia laevis</i> (Lea, 1847)	Pyramidellidae	Palmer (1937)
<i>linteus</i> , Solidulus Conrad, 1858: 334, pl. 35, fig. 10	lost (Hol)	<i>Eoacteon linteus</i> (Conrad, 1858)	Acteoninidae	Stephenson (1955), Sohl (1964)
<i>magnoplicatus</i> , Acteon Lea, 1841: 94, pl. 1, fig. 5	13158 (Hol)	<i>Odostomia (Evalea) melanella</i> (Lea, 1833)	Pyramidellidae	Palmer (1937)
<i>melanellus</i> , Acteon Lea, 1833: 113, pl. 4, fig. 99	5550 (Lec); 5551 to 5557 (Pal)	<i>Odostomia (Evalea) melanella</i> (Lea, 1833)	Pyramidellidae	Palmer (1937)
<i>pygmaeus</i> , ?Acteon Lea, 1833: 114, pl. 4, fig. 101	5559 (Hol)	<i>Pyramidella larvata</i> Conrad, 1833	Pyramidellidae	Palmer (1937), Palmer and Brann (1966)
<i>simplex</i> , Acteon Lea, 1843: 8	1519 (Syn)	<i>Odostomia simplex</i> (Lea, 1843)	Pyramidellidae	Ward and Blackwelder (1987)
<i>striatus</i> , Acteon Lea, 1833: 114, pl. 4, fig. 100	5558 (Hol)	<i>Odostomia (Evalea) melanella alveata</i> (Lea, 1833)	Pyramidellidae	Palmer (1937), Palmer and Brann (1966)
<i>turbinatus</i> , Acteon Lea, 1843: 256, pl. 36, fig. 56	1522 (Syn)	<i>Odostomia turbinatus</i> (Lea, 1846)	Pyramidellidae	Ward and Blackwelder (1987)

turreted) conical shell, convex whorls, distinct subsutural shelf, deep suture, presence of a columellar fold present, teleoconch sculpture consisting of axial ribs (including on the base) overridden by spiral threads.

Campbell (1993: 68) considers *Acteon angulatus* Lea 1846 a synonym of *Melanella angulata* (Lea, 1846) (Eulimidae), which is clearly not the case. The present species lacks the diagnostic conchological features of the latter genus (and of eulimids in general), such as: a high spire, a smooth teleoconch with fine axial marks, and the absence of a columellar fold (Warén 1984, Geiger 2016).

#### List of taxa by species-group names

Here is presented a list of the species whose types can be found in the ANSP collection, arranged alphabetically by specific epithet. Species appear first in their original generic allocation and then in their current systematic position. An "\*" after the specific epithet indicates that the type material is lost.

*andersoni*, Actaeon Conrad, 1848a: 287. *Rictaxis andersoni* (Conrad, 1848). Acteonidae.  
*bella*, Tornatellaea Conrad, 1860: 294. *Tornatellaea bella* Conrad, 1860. Acteonidae.  
*biforis*, Retusa Pilsbry & Johnson, 1917: 151. *Acteon gabbanana* Whitfield, 1892. Retusidae.  
*biplicata*, Acteonina Gabb, 1860a: 93. *Acteocina canaliculata* (Say, 1826). Acteonidae.

*bullata*, Tornitella? Morton, 1834: 48. *Avellana bullata* (Morton, 1834). Ringiculidae.  
*calafia*, "Acteonina" Stewart, 1926: 432. *Paosia calafia* (Stewart, 1926). Pseudomelaniidae.  
*cederstromi*, Acteocina Richards, 1947. *Acteocina candeii* (d'Orbigny, 1841). Acteocinidae.  
*chowanensis*, Acteocina Richards, 1947: 34. *Acteocina canaliculata* (Say, 1826). Acteocinidae.  
*cinctorii*, Atys Pilsbry & Johnson, 1917: 152. *Atys cinctorii* Pilsbry & Johnson, 1917. Haminoecidae.  
*costata*, Cinulia Johnson, 1898: 462. *Avellana costata* (Johnson, 1898). Ringiculidae.  
*costata*, Cylichna Gabb, 1864: 143. *Scaphander (Mirascapha) costatus* (Gabb, 1864). Scaphandridae.  
*costellatus\**, Acteon Conrad, 1833b: 45. Status uncertain. Acteonidae.  
*crassiplica*, Bulla Conrad, 1848a: 282. *Acteocina crassiplica* (Conrad, 1848). Bullidae.  
*cretacea*, Acteon Gabb, 1862: 318. *Acteon cretacea* Gabb, 1862. Acteonidae.  
*cretacea*, Bullopsiopsis Conrad, 1858: 334. *Bullopsiopsis cretacea* Conrad, 1858. Bullidae.  
*cylichnoides*, Volvula Pilsbry & Johnson, 1917: 151. *Volvulella cylichnoides* (Pilsbry & Johnson, 1917). Rhizoridae.  
*cylindrica*, Volvula Gabb, 1872: 246 [non Carpenter, 1865]. *Volvulella persimilis* (Mörch, 1875). Rhizoridae.

- cylindrus*, *Bulla* Lea, 1846: 250. *Cylichna cylindrus* (Lea, 1846). Cylichnidae.
- dekayi*, *Bulla* Lea, 1833: 200. *Cylichna (Mnestia) dekayi* (Lea, 1833). Cylichnidae.
- elegans*, *Monopygma* Lea, 1833: 203. *Acteon pomilius* Conrad, 1833. Acteonidae.
- forbesiana*, *Actaeon* Whitfield, 1892: 157. *Acteon cretacea* Gabb, 1862. Acteonidae
- fossilis*\*, *Retusa sulcata* Pilsbry, 1922: 311. *Retusa sulcata fossilis* Pilsbry, 1922. Retusidae.
- gabbana*, *Actaeon* Whitfield, 1892: 156. *Acteon gabbana* Whitfield, 1892. Acteonidae.
- gabri*, *Philine (Megistostoma)* Cossmann, 1895: 127. *Philine (Megistostoma) gabbiana* (Stoliczka, 1868). Philinidae.
- gabbiana*, *Bullaea* Stoliczka, 1868: 434. *Philine (Megistostoma) gabbiana* (Stoliczka, 1868). Philinidae.
- galba*, *Volvaria* Conrad, 1833a: 34. *Retusa galba* (Conrad, 1833). Retusidae.
- glans*, *Acteon* Lea, 1846: 256. *Acteon glans* Lea, 1846. Acteonidae.
- hornii*, *Bulla* Gabb, 1864: 143. *Roxania hornii* (Gabb, 1864) new comb. Scaphandridae.
- hypograpta*, *Ringicula* Brown & Pilsbry, 1912: 505. *Ringicula (Ringiculella) semistriata* d'Orbigny, 1841. Ringiculidae.
- idoneus*, *Acteon* Conrad, 1833b: 45. *Acteon idoneus* Conrad, 1833. Acteonidae
- impressus*, *Acteon* Gabb, 1864: 142. *Tornatellaea impressa* (Gabb, 1864). Acteonidae.
- kirkwoodiana*, *Acteocina* Richards & Harbison, 1944: 9. *Acteocina kirkwoodiana* Richards & Harbison, 1944. Acteocinidae.
- kellogii*, *Bulla* Gabb, 1860b: 386. *Cylichna (Acrotrema) kellogii* (Gabb, 1860). Cylichnidae.
- latus*, *Actaeon (Nucleopsis)* Conrad, 1865a: 34. *Ringicula lata* (Conrad, 1865). Ringiculidae.
- lineatus*, *Acteon* Lea, 1833: 112. *Acteon idoneus* Conrad, 1833. Acteonidae.
- macrostoma*, *Bulla* Gabb, 1860c: 301. *Bulla macrostoma* Gabb, 1860. Bullidae.
- mathewsonii*, *Cinulia* Gabb, 1864: 111. *Biplica mathewsonii* (Gabb, 1864). Ringiculidae.
- micrtracta*, *Volvulella* Brown & Pilsbry, 1912. *Volvulella micrtracta* Brown & Pilsbry, 1912. Rhizoridae.
- minutissima*, *Volvula* Gabb, 1860b: 386. *Volvulella minutissima* (Gabb, 1860) new comb. Rhizoridae.
- mississippiensis*, *Ringicula* Conrad, 1848a: 287. *Ringicula (Ringiculella) mississippiensis* Conrad, 1848. Ringiculidae.
- modicellus*\*, *Actaeon* Conrad, 1860: 287. *Acteon modicellus* Conrad, 1860. Acteonidae.
- mortoni*\*, *Bulla* Forbes, 1845: 63. *Haminoea mortoni* Forbes, 1845. Haminoeidae.
- naticoides*, *Actaenia* Gabb, 1860c: 299. *Cinulia naticoides* (Gabb, 1860). Ringiculidae.
- nitens*, *Acteon* Lea, 1846. *Acteon nitens* Lea, 1846. Acteonidae.
- novellus*, *Acteon* Conrad, 1834: 142. *Acteon novellus* Conrad, 1834. Acteonidae.
- obliqua*, *Cinulia* Gabb, 1864: 111. *Biplica obliqua* (Gabb, 1864). Ringiculidae
- occidentalis*, *Bulla* Meek & Hayden, 1856: 69. *Ellipsoscapa occidentalis* (Meek & Hayden, 1856). Scaphandridae.
- ornata*, *Volvula* Pilsbry & Johnson, 1917: 151. *Volvulella ornata* (Pilsbry & Johnson, 1917). Rhizoridae.
- oryza*, *Acteonidea* Gabb, 1872: 245. *Rictaxis oryza* (Gabb, 1872). Acteonidae.
- oviformis*, *Acteonella* Gabb, 1869: 173. *Acteonella oviformis* Gabb, 1869. Acteonellidae.
- ovoidea*, *Actaeon* Gabb, 1862: 319. *Acteon cretacea* Gabb, 1862. Acteonidae.
- parallela*, *Volvula* Pilsbry & Johnson, 1917: 151. *Volvulella cylindrica parallela* (Pilsbry & Johnson, 1917). Rhizoridae.
- polita*, *Ringinella* Gabb, 1869: 174. *Acteon politus* (Gabb, 1869). Acteonidae.
- pomilius*, *Acteon* Conrad, 1833b: 45. *Acteon pomilius* Conrad, 1833. Acteonidae.
- punctatus*, *Acteon* Lea, 1833: 111. *Acteon pomilius punctatus* Lea, 1833. Acteonidae.
- puruha*, *Acteocina* Pilsbry & Olsson, 1941: 13. *Acteocina puruha* Pilsbry & Olsson, 1941. Acteocinidae.
- recta*, *Bulla* Gabb, 1860c: 303. *Cylichna recta* (Gabb, 1860). Cylichnidae.
- rectilabrum*, *Cinulia* Gabb, 1869: 264. *Cinulia rectilabrum* (Gabb, 1869). Ringiculidae.
- reticulata*, *Volvaria* Johnson, 1899: 71. *Volvaria reticulata* Johnson, 1899. Acteonidae.
- sthillairii*, *Bulla* Lea, 1833: 98. *Retusa (Cylichnina) galba* (Conrad, 1833). Retusidae.
- striata*, *Megistostoma* Gabb, 1864: 144. *Philine (Megistostoma) gabbiana* (Stoliczka, 1868). Philinidae.
- subbullata*, *Acteocina* Pilsbry & Johnson, 1917: 150. *Acteocina bullata* (Kiener, 1834). Acteocinidae.
- subovoides*, *Actaeon* Whitfield, 1892: 155. *Acteon cretacea* Gabb, 1862. Acteonidae.
- subspissa*, *Bulla* Conrad, 1846: 20. *Retusa subspissa* (Conrad, 1846). Retusidae.
- subtornatilis*, *Acteon* Pilsbry & Johnson, 1917: 150. *Acteon subtornatilis* Pilsbry & Johnson, 1917. Acteonidae.
- subvaricata*, *Acteonina* Conrad, 1860: 294. *Nucleopsis subvaricatus* (Conrad, 1860). Acteonidae.
- sulculatorum*, *Atys* Pilsbry & Johnson, 1917: 152. *Atys doliolum* (Maury, 1917). Haminoeidae.
- trapaquara*, *Ringicula* Harris, 1895a: 76. *Ringicula trapaquara* (Harris, 1895a). Ringiculidae.
- tritica*, *Volvula* Olsson & Harbison, 1953: 163. *Volvulella tritica* (Olsson & Harbison, 1953). Rhizoridae.
- varia*, *Ringicula* Gabb, 1864: 112. *Ringicula varia* Gabb, 1864. Ringiculidae.
- weatherlli*, *Acteon* Lea, 1833: 213. *Acteocina canaliculata* (Say, 1826). Acteocinidae.



**List of taxa by authorship**

Here the list of types is arranged by author (alphabetically) and date; see "References" section for full citation. Species appear in their original generic allocation; see text for current systematic status and placement. An "\*" indicates that the type material is lost.

**Brown, A. P. & Pilsbry, H. A.**

- 1912 *hypograpta*, *Ringicula*  
1912 *micratracta*, *Volvulella*

**Conrad, T. A.**

- 1833a *galba*, *Volvaria*  
1833b *costellatus*, *Acteon*\*  
1833b *idoneus*, *Acteon*  
1833b *pomilius*, *Acteon*  
1834 *novellus*, *Acteon*  
1846 *subspissa*, *Bulla*  
1848a *andersoni*, *Actaeon*  
1848a *crassiplica*, *Bulla*  
1848a *mississippiensis*, *Ringicula*  
1858 *cretacea*, *Bullopsis*  
1860 *bella*, *Tornatellaea*  
1860 *modicellus*, *Actaeon*\*  
1860 *subvaricata*, *Acteonina*  
1865a *latus*, *Actaeon* (*Nucleopsis*)

**Cossmann, M.**

- 1895 *gabbi*, *Philine* (*Megistostoma*)

**Forbes, E.**

- 1845 *mortoni*, *Bulla*\*

**Gabb, W. M.**

- 1860a *biplacata*, *Acteonina*  
1860b *kellogii*, *Bulla*  
1860b *minutissima*, *Volvula*  
1860c *macrostoma*, *Bulla*  
1860c *naticoides*, *Actaenia*  
1860c *recta*, *Bulla*  
1862 *cretacea*, *Acteon*  
1862 *curta*, *Globiconcha*  
1862 *ovoidea*, *Actaeon*  
1864 *costata*, *Cylichna*  
1864 *hornii*, *Bulla*  
1864 *impressus*, *Acteon*  
1864 *mathewsonii*, *Cinulia*  
1864 *obliqua*, *Cinulia*  
1864 *striata*, *Megistostoma*  
1864 *varia*, *Ringicula*  
1869 *oviformis*, *Acteonella*  
1869 *polita*, *Ringinella*  
1869 *rectilabrum*, *Cinulia*  
1873 *cylindrica*, *Volvula*  
1873 *oryza*, *Acteonidea*

**Harris, G. D.**

- 1895a *trapaquara*, *Ringicula*

**Johnson, C. W.**

- 1898 *costata*, *Cinulia*  
1898 *reticulata*, *Volvaria*

**Lea, H. C.**

- 1846 *cylindrus*, *Bulla*  
1846 *glans*, *Acteon*  
1846 *nitens*, *Acteon*

**Lea, I.**

- 1833 *dekayi*, *Bulla*  
1833 *elegans*, *Monoptygma*  
1833 *lineatus*, *Acteon*  
1833 *punctatus*, *Acteon*  
1833 *sthillairii*, *Bulla*  
1833 *weatherlli*, *Acteon*

**Meek, F. B. & Hayden, F. V.**

- 1856 *occidentalis*, *Bulla*

**Morton, S. G.**

- 1834 *bullata*, *Tornitella*?

**Olsson, A. A. & Harbison, A.**

- 1953 *tritica*, *Volvula*

**Pilsbry, H. A.**

- 1922 *fossilis*, *Retusa sulcata*\*

**Pilsbry, H. A. & Johnson, C. W.**

- 1917 *biforis*, *Retusa*  
1917 *cinctorii*, *Atys*  
1917 *cylichnoides*, *Volvula*  
1917 *ornata*, *Volvula*  
1917 *parallela*, *Volvula*  
1917 *subbullata*, *Acteocina*  
1917 *subtornatilis*, *Acteon*  
1917 *sulcutorum*, *Atys*

**Pilsbry, H. A. & Olsson, A. A.**

- 1941 *puruha*, *Acteocina*

**Richards, H. G.**

- 1947 *cederstromi*, *Acteocina*  
1947 *chowanensis*, *Acteocina*

**Richards, H. G. & Harbison, A.**

- 1944 *kirkwoodiana*, *Acteocina*

**Stoliczka, F.**

- 1868 *gabbiana*, *Bullaea*

**Whitfield, R. P.**

- 1892 *forbesiana*, *Actaeon*  
1982 *gabbana*, *Actaeon*  
1982 *subovoides*, *Actaeon*

## Acknowledgements

We are deeply grateful to Francisco Borrero and Paul Callomon (ANSP) for helping with images; to Gary Rosenberg (ANSP) for helping with nomenclature; to John Sime (ANSP) for helping with curatorial matters; to Cathy Buckwalter and Alexandria Capone (ANSP) for helping in tracking down some of the old literature; and to Paul Callomon (ANSP), Alexander Nützel (Bayerische Staatssammlung für Paläontologie und Geologie, Germany) and Luiz R. L. Simone (Museu de Zoologia da Universidade de São Paulo, Brazil) for the helpful comments that greatly improved this article. The comprehensive coverage of crucial literature associated with this study was only possible due to initiatives facilitating online open-access to older scientific works, most notably the Biodiversity Heritage Library and the Internet Archive projects. This work was partly supported by a doctoral grant from CNPq (Conselho Nacional de Desenvolvimento Científico e Tecnológico, Brazil) to R.B.S. (proc. #245575/2012-0) and a post-doc grant from CAPES (Coordenação de Aperfeiçoamento de Pessoal de Nível Superior, Brazil) to C.M.C. (proc. #8739/13-7).

## References

- Anderson FM (1958) Upper Cretaceous of the Pacific Coast. *Memoirs of the Geological Society of America* 71: 1–378. <https://doi.org/10.1130/MEM71-p1>
- Borrero FJ, Rosenberg G (2015) The Paul Hesse Collection at the Academy of Natural Sciences of Philadelphia, with a review of names for Mollusca introduced by Hesse. *Proceedings of the Academy of Natural Sciences of Philadelphia* 164(1): 43–100. <https://doi.org/10.1635/053.164.0109>
- Bouchet P, Rocroi J-P, Frýda J, Hausdorf B, Ponder W, Valdés Á, Warén A (2005) Classification and nomenclator of gastropod families. *Malacologia* 47(1–2): 1–397.
- Bouchet P, Rocroi JP, Hausdorf B, Kaim A, Kano Y, Nützel A, Parkhaev P, Schrödl M, Strong EE (2017) Revised classification, nomenclator and typification of gastropod and monoplacophoran families. *Malacologia* 61(1–2): 1–526. <https://doi.org/10.4002/040.061.0201>
- Brown AP, Pilsbry HA (1912) Fauna of the Gatun formation, Isthmus of Panama. II. *Proceedings of the Academy of Natural Sciences of Philadelphia* 64: 500–519.
- Callomon P (2015) On the authorship and types of three Ogasawara heliciniids (Mollusca: Gastropoda). *Proceedings of the Academy of Natural Sciences of Philadelphia* 164(1): 21–29. <https://doi.org/10.1635/053.164.0105>
- Campbell LD (1993) Pliocene molluscs from the Yorktown and Chowan River Formations in Virginia. Virginia Division of Mineral Resources Publication 127, 259 pp.
- Clark WB (1916) The Upper Cretaceous deposits of Maryland. In: Clark WB, et al. (Eds) Upper Cretaceous. Maryland Geological Survey Systematic Report 6(1): 23–110.
- Conrad TA (1833a) Fossil Shells of the Tertiary Formations of North America. illustrated by figures drawn on stone, from nature. Vol. 1, No. 3. W. P. Gibbons, Philadelphia, 29–38.
- Conrad TA (1833b) Fossil Shells of the Tertiary Formations of North America. Illustrated by figures drawn on stone, from nature. Vol. 1, no. 4. W. P. Gibbons, Philadelphia, 39–46.
- Conrad TA (1834) Observations on the Tertiary and more recent formations of a portion of the southern states. Descriptions of new Tertiary fossils from the southern states. *Journal of the Academy of Natural Sciences of Philadelphia* 1<sup>st</sup> ser. (7): 116–157.
- Conrad TA (1846) Descriptions of new species of fossil and recent shells and corals. *Proceedings of the Academy of Natural Sciences of Philadelphia* 3(1): 19–27.
- Conrad TA (1848a) Observations on the Eocene formation, and description of one hundred and five new fossils of that period, from the vicinity of Vicksburg, Mississippi, with an appendix. *Proceedings of the Academy of Natural Sciences of Philadelphia* 3(11): 280–299.
- Conrad TA (1848b) Observations on the Eocene formation, and description of one hundred and five new fossils of that period, from the vicinity of Vicksburg, Mississippi; with an appendix. *Journal of the Academy of Natural Sciences of Philadelphia* 2<sup>nd</sup> ser. 1(2): 111–134.
- Conrad TA (1858) Observations on a group of Cretaceous Fossil Shells, found in Tippah County, Miss., with descriptions of fifty-six new species. *Journal of the Academy of Natural Science of Philadelphia* 2(3): 323–336.
- Conrad TA (1860) Description of new species of Cretaceous and Eocene fossils of Mississippi and Alabama. *Journal of the Academy of Natural Science of Philadelphia* 2<sup>nd</sup> ser. 4: 275–298.
- Conrad TA (1865a) Catalogue of the Eocene and Oligocene Testacea of the United States. *American Journal of Conchology* 1: 1–35.
- Conrad TA (1865b) Descriptions of new Eocene shells of the United States. *American Journal of Conchology* 1: 142–149.
- Cossmann M (1895) *Essais de paléonconchologie comparée*. Vol. 1. Comptoir Géologique, Paris, 161.
- Dall WH (1889) Report on the Mollusca (Blake Expedition); pt. 2, Gastropoda and Scaphopoda. *Bulletin of the Museum of Comparative Zoology* 18: 1–492.
- Dockery DT (1977) Mollusca of the Moodys Branch Formation, Mississippi. *Bulletin Mississippi Geological, Economic and Topographic Survey* 120: 1–212.
- Forbes E (1845) On the fossil shells collected by Mr. Lyell from the Cretaceous formations of New Jersey. *Quarterly Journal of the Geological Society of London* 1: 61–64. <https://doi.org/10.1144/GSL.JGS.1845.001.01.14>
- Gabb WM (1860a) Descriptions of new species of Cretaceous fossils from New Jersey. *Proceedings of the Academy of Natural Sciences of Philadelphia* 12: 93–95.
- Gabb WM (1860b) Description of new species of American Tertiary and Cretaceous fossils. *Journal of the Academy of Natural Sciences of Philadelphia* 2<sup>nd</sup> ser. 4(4): 375–406.
- Gabb WM (1860c) Descriptions of some new species of Cretaceous fossil. *Journal of the Academy of Natural Sciences of Philadelphia* 2<sup>nd</sup> ser. 4(3): 299–305.
- Gabb WM (1862) Descriptions of new species of Cretaceous fossils from New Jersey, Alabama and Mississippi. *Proceedings of the Academy of Natural Sciences of Philadelphia* 13(1861): 318–330.
- Gabb WM (1864) Descriptions of the Cretaceous fossils. In: Meek FB, Gabb WM (Eds) *Palaeontology of California* vol. 1. Geological Survey of California. Caxton Press, Philadelphia, 55–243.

- Gabb WM (1869) Description of new, and revision of previously described, Cretaceous fossils. California Geological Survey Paleontology of California 2(section 2, pt. 1): 127–205.
- Gabb WM (1872) On the Topography and Geology of San Domingo. Transactions of the American Philosophical Society 15: 49–259. <https://doi.org/10.2307/1005417>
- Gardner J (1916) Upper Cretaceous systematic paleontology: Mollusca. Maryland Geological Survey Systematic Report 6(1–2): 371–733.
- Gardner J (1945) Mollusca of the Tertiary Formations of Northeastern Mexico. Geological Society of America Memoirs 11: 1–332. <https://doi.org/10.1130/MEM11-p1>
- Gardner J (1948) Mollusca from the Miocene and Lower Pliocene of Virginia and North Carolina. Part 2: Scaphopoda and Gastropoda. Geological Survey Professional Papers 199B: 179–310.
- Geiger DL (2016) *Severnsia strombeulima* n. gen. & sp. from Hawaii (Mollusca, Gastropoda: Caenogastropoda: Eulimidae). Zootaxa 4084(4): 587–589. <https://doi.org/10.11646/zootaxa.4084.4.8>
- Glibert M (1962) Euthyneura et Pulmonata fossiles du Cénozoïque étranger des collections de l'Institut Royal des sciences naturelles de Belgique. Mémoires de l'Institut Royal des sciences naturelles de Belgique 70(2): 1–140.
- Gofas S, Bouchet P (2015) *Volvula* – MolluscaBase, World Register of Marine Species. <http://www.marinespecies.org/aphia.php?p=taxdetails&id=511917> [accessed 2015–11–05]
- Harris GD (1895a) Claiborne fossils. Bulletins of American Paleontology 1(1): 1–52.
- Harris GD (1895b) New and otherwise interesting Tertiary Mollusca from Texas. Proceedings of the Academy of Natural Sciences of Philadelphia 47: 45–88, pls. 1–9. <https://doi.org/10.5962/bhl.title.17243>
- Holmes FS (1860) Post-Pleiocene Fossils of South-Carolina. Russel & Jones, Charleston, 122 pp. pls. <https://doi.org/10.5962/bhl.title.12267>
- ICZN (1999) International code of zoological nomenclature. The International Trust for Zoological Nomenclature, London, 306 pp.
- Johnson CW (1897) Annual Report of the State Geologist for the year 1897. John L. Murphy Publishing, New Jersey, 368 pp.
- Johnson CW (1898) New Cretaceous Fossils from an Artesian Well-Boring at Mount Laurel, N. J. Proceedings of the Academy of Natural Sciences of Philadelphia 50: 461–464.
- Johnson CW (1899) New and interesting species in the "Isaac Lea collection of Eocene Mollusca. Proceedings of the Academy of Natural Sciences of Philadelphia 51(1): 71–82.
- Johnson CW (1905) List of the types of invertebrate Cretaceous Fossils in the collection of the Academy of Natural Sciences, Philadelphia. Proceedings of the Academy of Natural Sciences of Philadelphia 57: 4–28.
- Keen AM, Benton H (1944) Check List of California Tertiary Marine Mollusca. Geological Society of America Special Papers 56: 1–280. <https://doi.org/10.1130/SPE56-p1>
- Lea HC (1841) Description of some new species of fossil shells from the Eocene, at Claiborne, Alabama. American Journal of Science and Arts 40(1): 92–103.
- Lea HC (1843) Descriptions of some new fossil shells, from the Tertiary of Virginia. Proceedings of the American Philosophical Society 3: 162–165.
- Lea HC (1846) Descriptions of some new fossil shells, from the Tertiary of Petersburg, Virginia. Transactions of the American Philosophical Society new series 9(9): 229–274. <https://doi.org/10.5962/bhl.title.28107>
- Lea I (1833) Contributions to Geology. Carey, Lea & Blanchard, Philadelphia, 227 pp.
- Lee HG (2015) Peregrinations of two little fossils through the annals of gastropod systematics. The Shell-O-Gram 56(3): 3–5.
- Lygre F, Schander C (2010) Six new species of pyramidellids (Mollusca, Gastropoda, Pyramidelloidea) from West Africa, introducing the new genus *Kongsrudia*. Zootaxa 2657: 1–17.
- MacNeil FS, Dockery TD (1984) Lower Oligocene Gastropoda, Scaphopoda, and Cephalopoda of the Vicksburg Group in Mississippi. Mississippi Department of Natural Resources Bureau of Geology 124: 231–232.
- Martin GC (1904) *Gastropoda*. In: Clark WB, Shattuek GB, Dall WM (Eds) The Miocene deposits of Maryland. Maryland Geological Survey, Miocene, Johns Hopkins Press, Baltimore, Maryland, 131–269.
- Maury CJ (1917) Santo Domingo type sections and fossils. Bulletins of American paleontology 5(29): 1–251.
- Meek FB, Hayden FV (1856) Descriptions of new species of Gastropoda from the Cretaceous Formations of Nebraska Terr. Proceedings of the Academy of Natural Sciences of Philadelphia 8: 63–69.
- Mikkelsen PS, Mikkelsen PM (1984) Comparison of *Acteocina canaliculata* (Say, 1826), *A. candei* (d'Orbigny, 1841), and *A. atrata* spec. nov. (Gastropoda: Cephalaspidea). Veliger 27: 164–192.
- Moore EJ (1962) Conrad's Cenozoic fossil marine mollusk type specimens at the Academy of Natural Sciences of Philadelphia. Proceedings of the Academy of Natural Sciences of Philadelphia 114(2): 23–120.
- Morton SG (1834) Synopsis of the Organic Remains of the Cretaceous Group of the United States. Illustrated by nineteen plates. To which is added an appendix, containing a tabular view of the Tertiary fossils hitherto discovered in North America. Key & Biddle, Philadelphia, 88 pp.
- Olsson AA, Harbison A (1953) Pliocene Mollusca of Southern Florida with Special Reference to those from North Saint Petersburg. The Academy of Natural Sciences of Philadelphia Monograph 8, 457 pp.
- Palmer KVW (1937) The Claibornian Scaphopoda, Gastropoda, and dibranchiate Cephalopoda of the southern USA. Bulletins of American Paleontology 7(32): 1–548.
- Palmer KVW, Brann DC (1966) Catalogue of the Paleocene and Eocene Mollusca of the southern and eastern United States. Part II. Gastropoda. Bulletins of American Paleontology 48(218): 471–1057.
- Pilsbry HA (1922) Revision of W. M. Gabb's tertiary Mollusca of Santo Domingo. Proceedings of the Academy of Natural Sciences of Philadelphia 73: 305–435.
- Pilsbry HA, Johnson CW (1917) New Mollusca of the Santo Domingan Oligocene. Proceedings of the Academy of Natural Sciences of Philadelphia 69: 150–202.
- Pilsbry HA, Olsson AA (1941) A Pliocene fauna from Western Ecuador. Proceedings of the Natural Sciences of Philadelphia 93: 1–79.
- Popenoe WP (1957) The Cretaceous gastropod genus *Biplica*, its evolution and biostratigraphic significance. University of California Publications in Geological Sciences 30(6): 425–454.
- Portell RW, Kittle BA (2010) Florida Fossil Invertebrates. Part 13. Mollusca. Bermont Formation (Middle Pleistocene). Florida Paleontological Society, Gainesville, 40 pp.
- Richards HG (1947) Invertebrate Fossils from Deep Wells along the Atlantic Coastal Plain. Journal of Paleontology 21(1): 23–37.
- Richards HG (1968) Catalogue of invertebrate fossil types at the Academy of Natural Sciences of Philadelphia. Special Publication of the Academy of Natural Sciences of Philadelphia 8: 1–222.
- Richards HG, Harbison A (1944) Well-boring at Brandywine Lighthouse in Delaware Bay, Part I – Geology and macrofossils. Notulae Naturae 132: 1–14.



- Richards HG, Ramsdell RC (1962) A revision and augmentation of Stuart Weller's Cretaceous gastropods of New Jersey. In: Cooke CW, Garner HF, Howell BF, Jeletzky JA, Miller AK, Miller Jr HW, Ramsdell RC, Richards HG, Reeside Jr JB, Roberts HB, Wells JW (Eds) *The Cretaceous Fossils of New Jersey, Part II: Gastropoda, Scaphopoda, Nautiloidea, Ammonoidea, Belemnitidae, Crustacea, Vertebrata and Miscellaneous Fossils*. State of New Jersey Department of Conservation and Economic Development (Bulletin 61), Trenton, 1–97.
- Richards HG, Shapiro E (1963) An invertebrate macrofauna from the Upper Cretaceous of Delaware. Delaware Geological Survey, Report of Investigations 7: 1–37.
- Robba E (2013) Tertiary and Quaternary fossil pyramidelloidean gastropods of Indonesia. *Scripta Geologica* 144: 1–191.
- Salvador RB, Cunha CM (2016) Taxonomic revision of the fossil genera *Bulimactaeon*, *Hemiauricula* (= *Liocarenus*) and *Nucleopsis*, with description of a new Recent genus and species (Gastropoda: Heterobranchia: Acteonidae). *Journal of Molluscan Studies* 82(3): 472–483. <https://doi.org/10.1093/mollus/eyw010>
- Sohl NF (1964) Neogastropoda, Opisthobranchia and Basommatophora from the Ripley, Owl Creek, and Prairie Bluff Formations. United States Geological Survey Professional Paper 331-B: 153–344. <https://doi.org/10.3133/pp331B>
- Sohl NF (1967) Upper Cretaceous Gastropods from the Pierre Shale at Red Bird, Wyoming. United States Geological Survey Professional Paper 393-B: 97–140.
- Squires RL (1984) Megapaleontology of the Eocene Lajas Formation, Simi Valley, California. National Museum of Los Angeles County, Contributions in Science 350: 1–76.
- Squires RL, Saul LR (2004) The pseudomelaniid gastropod *Paoisia* from the marine Cretaceous of the Pacific Slope of North America and a review of the age and paleobiogeography of the genus. *Journal of Paleontology* 78(3): 484–500. [https://doi.org/10.1666/0022-3360\(2004\)078<0484:TPGPFT>2.0.CO;2](https://doi.org/10.1666/0022-3360(2004)078<0484:TPGPFT>2.0.CO;2)
- Stanton TW (1947) Studies of some Comanche pelecypods and gastropods. United States Geological Survey Professional Paper 211: 1–256. <https://doi.org/10.3133/pp211>
- Stephenson LW (1914) Cretaceous deposits of the eastern Gulf region and species of *Exogyra* from the eastern Gulf region and the Carolinas. United States Geological Survey Professional Paper 81: 1–77. <https://doi.org/10.5962/bhl.title.61451>
- Stephenson LW (1955) Owl Creek (Upper Cretaceous) Fossils from Crowley's Ridge Southeastern Missouri. United States Geological Survey Professional Paper 274-E: 97–140.
- Stewart RB (1926) Gabb's California fossil type gastropods. Proceedings of the Academy of Natural Sciences of Philadelphia 78: 287–447.
- Stewart RB (1930) Gabb's California Cretaceous and Tertiary fossil type lamellibranchs. Special Publications of the Academy of Natural Sciences of Philadelphia 3: 1–314.
- Stoliczka F (1868) The Gastropoda. In: Oldham T (Ed.) *Cretaceous Fauna of Southern India*. Volume 2, *Paleontologia Indica*, being figures and descriptions of the organic remains procured during the progress of the Geological Survey of India. Memoirs of the Geological Survey of India, Calcutta, 1–497.
- Snyder MA, Callomon P (2015) Species named in Fasciolaridae by Tapparone-Canefri and their types (Mollusca: Gastropoda). Proceedings of the Academy of Natural Sciences of Philadelphia 164(1): 37–41. <https://doi.org/10.1635/053.164.0108>
- Valdés Á (2008) Deep-sea “cephalaspidean” heterobranchs (Gastropoda) from the tropical southwest Pacific. *Mémoires du Muséum National d'Histoire Naturelle* 196: 587–792.
- Wade B (1926) The Fauna of the Ripley Formation on Coon Creek, Tennessee. United States Geological Survey Professional Paper 137: 1–272. <https://doi.org/10.3133/pp137>
- Ward LW, Blackwelder BW (1987) Late Pliocene and Early Pleistocene Mollusca from the James City and Chowan River Formations at Lee Creek Mine. *Smithsonian Contributions to Paleobiology* 61: 113–283.
- Warén A (1984) A generic revision of the family Eulimidae (Gastropoda, Prosobranchia). *Journal of Molluscan Studies* suppl 13: 1–96.
- Weller S (1907) A Report on the Cretaceous Paleontology of New Jersey. Volume 4 of the Paleontology Series. N. J. Trenton, New Jersey, 871 pp.
- Whitfield RP (1892) Gasteropoda and Cephalopoda of the Raritan Clays and Greensand Marls of New Jersey. Monographs of the United States Geological Survey 18: 1–402. <https://doi.org/10.5962/bhl.title.66984>
- Woodring WP (1970) Geology and paleontology of canal zone and adjoining parts of Panama: Description of Tertiary mollusks (gastropods: Eulimidae, Marginellidae to Helminthoglyptidae). United States Geological Survey Professional Paper 306-D: 299–452. <https://doi.org/10.3133/pp306D>